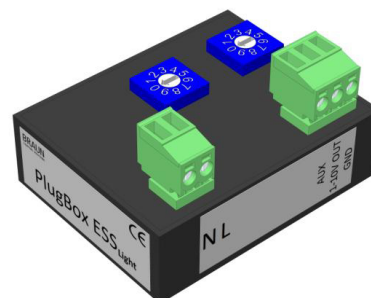


PlugBox ESS Light

Information

The PlugBox ESS Light is an auxiliary unit for the activation of power supplies that have 1-10V control inputs, in order to engage a late-night circuit (night dimming) by means of a second phase (230VAC). Additionally, a second phase (control phase), linked to the luminaire, is connected to the PlugBox ESS Light To set the brightness of the luminaire, the 1-10V control input of the LED driver is steered by the PlugBox ESS Light such that the LED-current can be set in steps of 10%, from a low of 10% up to 100%.




Technical Informations

Allgemeine Beschreibung :	Die PlugBox ESS Light ist zur Ansteuerung von 1-10V Schnittstellen vorgesehen. Dazu ist eine Hilfsspannung von ca. 10-12V notwendig, die von einigen Netzteilen mit 1-10V Steuereingang bereits zur Verfügung gestellt wird. Hierfür sind 3 Anschlüsse vorhanden. Zwei weitere Anschlüsse sind für die 230VAC Steuerspannung vorgesehen. Zur Einstellung der Helligkeit der Leuchte, sind zwei Kodierschalter vorgesehen. Kodierschalter „B“ ist für die Standardhelligkeit zuständig, der andere „A“ für die Helligkeit während des Halbnachtbetriebes.
Anmerkungen :	The reproduction, modification and commercial use of this document or parts of this document without the written consent of BRAUN Lighting Solutions e.K. is prohibited. BRAUN Lighting Solutions e.K. excludes any liability for damage to the unit, as well as consequential damages applicable by unsuitability, improper construction or intervention in the system, incorrect operation and usage as well as non-compliance with safety regulations. All data are known in the art at the time of the draft of this document. Changes, thereby resulting deviations from this data sheet through innovations, technology improvement or modification are reserved. For mistakes and printing errors, we assume no responsibility.
Anschluss Informationen :	The PlugBox ESS Light is intended for the control of 1-10V interfaces. An auxiliary power source of about 10-12V is needed, which is already available on many commonly available power supplies that have a 1-10V control input. For this purpose, three terminals are available. Two additional terminals are intended for the 230VAC control voltage. Two code switches are used for setting the brightness of the luminaire. Coding switch “B” controls the standard brightness and the “A” coding switch controls brightness during late-night-mode.
Breite:	50 mm

BRAUN Lighting Solutions e. K. is a participant in the export initiative "Energie Effizienz – made in Germany", initiated by the Federal Ministry for the Economy and Technology. Due to the complexity of the many possible combinations of drivers and LED modules, the values shown for technical LED parameters, including performance parameters, are typical. Actual values of specific products in specific configurations may vary from these typical values. The information and diagrams contained in this document do not constitute an offer or contractual obligation. Product parameters may change as a result of technical innovation and will be undertaken without prior notice. Our manufacturing conforms to DIN EN and VDE regulations; the product conforms to European EMC regulations.

BRAUN Lighting Solutions
Nunsdorfer Ring 2-10
12277 Berlin
Germany

 www.braun.lighting
 info@braun-lighting.com
 +49 (0)30 7 007 763-100
 +49 (0)30 7 007 763-101

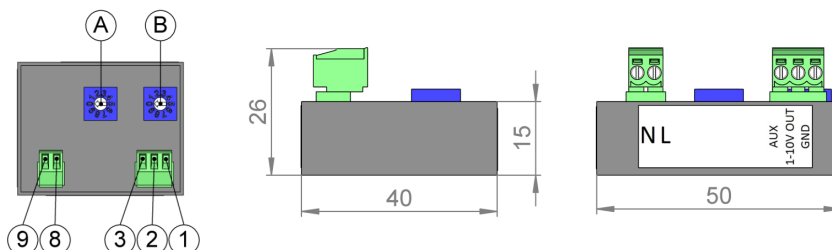


PlugBox ESS Light

Einstellung mit Kodierschalter :	The code switches have 10 positions for the brightness setting. Position „0“ is the lowest light intensity, while position „9“ is for maximum brightness. The adjustment is made in steps of 10%. It is noteworthy that the adjustment is on the basis of the LED current (brightness) and not on the power consumption of the luminaire. The following table maps the values to the settings:
Gehäusemaße :	15x50x40mm
Höhe:	40 mm
Länge:	26 mm





Position am Kodierschalter	LED-Strom
0	10%
1	20%
2	30%
3	40%
4	50%
5	60%
6	70%
7	80%
8	90%
9	100%

Anschlussnummer	Funktion	Farbe
1	GND	Grey
2	1-10V OUTPUT	Purple
3	AUX (10-12VDC INPUT)	Yellow
4	nicht verwendet	
5	nicht verwendet	
6	nicht verwendet	
7	nicht verwendet	
8	230VAC Input	Brown
9		Blue



BRAUN Lighting Solutions e. K. is a participant in the export initiative "Energie Effizienz – made in Germany", initiated by the Federal Ministry for the Economy and Technology. Due to the complexity of the many possible combinations of drivers and LED modules, the values shown for technical LED parameters, including performance parameters, are typical. Actual values of specific products in specific configurations may vary from these typical values. The information and diagrams contained in this document do not constitute an offer or contractual obligation. Product parameters may change as a result of technical innovation and will be undertaken without prior notice. Our manufacturing conforms to DIN EN and VDE regulations; the product conforms to European EMC regulations.

BRAUN Lighting Solutions
 Nunsdorfer Ring 2-10
 12277 Berlin
 Germany

 www.braun.lighting
 info@braun-lighting.com
 +49 (0)30 7 007 763-100
 +49 (0)30 7 007 763-101

